

Technical data sheet


Heavy-duty cable tray SGR 55 G

Item number: 6005482



Mesh cable tray made of spot-welded steel wire of side height 55 mm.
The grid dimension is 50 x 100 mm.

Stainless steel version on request.
Magnetic shield insulation without cover 15 dB, with cover 25 dB.



St Steel

G Electrogalvanized

Master data

Item number	6005482
Type	SGR 55 600 G
Description 1	Mesh cable tray SGR
Manufacturer	OBO
Dimension	55x600x3000
Material	Steel
Surface	Electrogalvanized
Surface standard	EN ISO 19598 / EN ISO 4042
Smallest sales unit	3
Unit of quantity	Metre
Weight	491.667 kg
Weight unit	kg/100 m

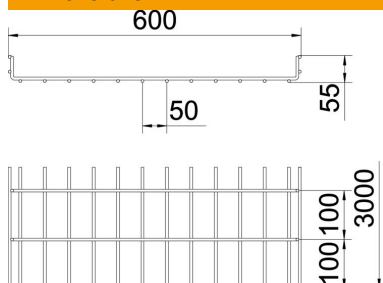
Technical data sheet

Heavy-duty cable tray SGR 55 G



Item number: 6005482

Dimensions



Length	3,000 mm
Width	600 mm
Width	23.62 in
Height	55 mm
Height	2.17 in
Dimension B	600 mm

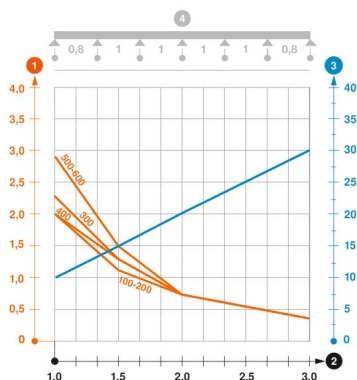
Technical data

Connector version	Without connectors
Mounting system fastening type	Ceiling Wall
Maintain electrical functions	no
Usable cross-section	265 cm ²
Usable cross-section	26500 mm ²
Profile shape	U-shaped
Rustproof steel, pickled	no
Wide-span version	no
Load test type according to IEC 61537	Type II
Type of connector, cable support system	Screwed

Loads

Insertable support spacings, min.	1 m
Insertable support spacings, max.	3 m
Support spacing 1.0 m	2.9 kN/m
Support spacing 1.5 m	1.5 kN/m
Support spacing 2.0 m	0.75 kN/m
Support spacing 3.0 m	0.4 kN/m

Load diagram, mesh cable tray, type SGR 55



- 1** Permitted cable tray/ladder load in kN/m without man load
- 2** Support width in m
- 3** Rail bend in mm at permitted kN/m
- 4** Load scheme during testing
- Load curve with cable tray/ladder width in mm
- Strut bend curve according to support width