


# Technical data sheet

PV system solution, type 2, for inverter with 2 MPP trackers, 1,000 V DC  
Item number: 5088568



System solution for photovoltaic inverter with 2 separate MPP trackers

- Varistor arrester, connectable with cut-off unit in error-resistant Y circuit to VDE 0100-712 (50539-12)
- Low DC protection level: < 4.0 kV (Voc max = 1,000 V DC with V20-B+C/0-500PV)
- Per protection device, there are 4 terminals up to 6 mm<sup>2</sup> pre-mounted in the housing, up to 30 A DC per terminal
- Pre-mounted in polycarbonate housing (IP66), UV-resistant for use outside, including cable gland kit

For DC protection of the inverter in photovoltaic systems.

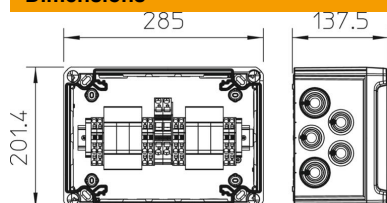
If there is a danger of condensation forming through wind, ice, temperature or sunlight, further measures may be necessary!



## Master data

Item number	5088568
Description 1	PV system solution in housing
Description 2	2x2 PV string to 2 WR-MPP
Manufacturer	OBO
Dimension	1000V DC
Smallest sales unit	1
Unit of quantity	Piece
Weight	216.6 kg
Weight unit	kg/100 pc.

## Dimensions

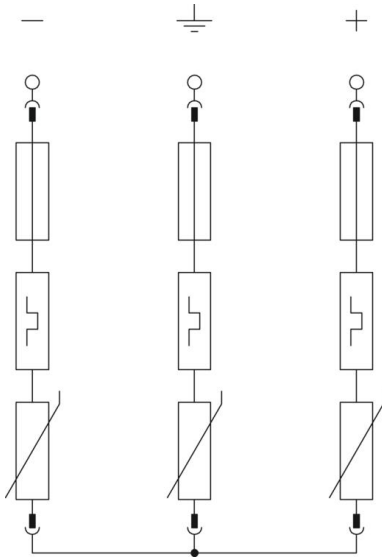


# Technical data sheet

PV system solution, type 2, for inverter with 2 MPP trackers, 1,000 V DC  
Item number: 5088568



## Technical data



Arrester surge current (8/20 $\mu$ s) [total]	20 kA
Response time	<25 ns
Blow-out	yes
Version for	For two MPP and with terminal connection
Structural width in division units (division unit, 17.5 mm)	Miscellaneous
Operating temperature, max.	80 °C
Operating temperature, min.	-40 °C
Remote signalling	no
Maximum continuous voltage DC	1000
Integrated back-up fuse	no
Conductor cross-section, flexible (fine-wire), min.	6 mm <sup>2</sup>
Conductor cross-section, rigid (single-wire/multiwire), max.	10 mm <sup>2</sup>
Conductor cross-section, rigid (single-wire/multiwire), min.	0.5 mm <sup>2</sup>
Lightning protection zone LPZ	1→2
Max. mains-side overcurrent protection	125
Maximum back-up fuse	125 A
Maximum discharge current (8/20 $\mu$ s)	40 kA
Installation type	Pre-mounted in the housing
Nominal discharge current (8/20 $\mu$ s)	20 kA
Network form	Other
DC network form	yes
IT network form	no
Other network form	no
TN network form	no
TN-C network form	no
TN-C-S network form	no
TN-S network form	no
TT network form	no
Test class, type 2	yes
Protection rating	IP65
Protection level	≤4,0
Signalling on device	Visual
SPD to EN 61643-11	Type 2
SPD to IEC 61643-1	Class II
Cable type for surge protection devices	Power cable DC (PV)