

# Technical data sheet

PV system solution, type 2, for inverter with 1 MPP tracker,  
1,000 V DC

Item number: 5088593



System solution for photovoltaic inverter with 1 separate MPP tracker

- Varistor arrester, connectable with cut-off unit in error-resistant Y circuit to VDE 0100-712 (50539-12)
- For each protection device, there are 3 terminal points up to 16 mm<sup>2</sup> pre-mounted in the housing, up to 30 A DC per terminal
- Low DC protection level: < 4.0 kV (Uoc max = 1,000 V DC with V20-B/0-500PV)
- Pre-mounted in polycarbonate housing (IP66), UV-resistant for the use outside, including cable gland kit

For DC protection of the inverter in photovoltaic systems.

If there is a danger of condensation forming through wind, ice, temperature or sunlight, further measures may be necessary!



## Master data

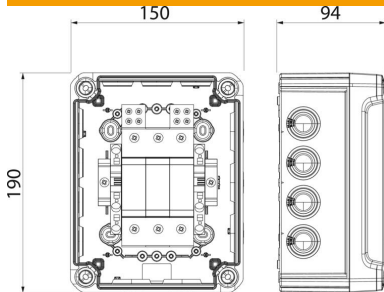
Item number	5088593
Description 1	PV system solution in housing
Description 2	1 PV-String to 1 WR-MPP
Manufacturer	OBO
Dimension	1000V DC
Smallest sales unit	1
Unit of quantity	Piece
Weight	87 kg
Weight unit	kg/100 pc.

# Technical data sheet

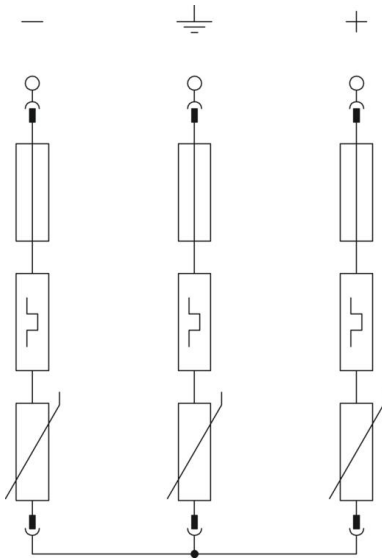
PV system solution, type 2, for inverter with 1 MPP tracker,  
1,000 V DC  
Item number: 5088593



## Dimensions



## Technical data



Response time	<25 ns
Version for	Type 2 in housing with terminals
Pole version	3
Structural width in division units (division unit, 17.5 mm)	Miscellaneous
Operating temperature, max.	80 °C
Operating temperature, min.	-40 °C
Remote signalling	no
Maximum continuous voltage DC	1000
Short-circuit resistant	yes
Conductor cross-section, flexible (fine-wire), min.	10 mm <sup>2</sup>
Conductor cross-section, rigid (single-wire/multiwire), max.	16 mm <sup>2</sup>
Conductor cross-section, rigid (single-wire/multiwire), min.	1.5 mm <sup>2</sup>
Lightning protection zone LPZ	1→2
Max. mains-side overcurrent protection	125
Max. PV voltage	1000 V
Maximum back-up fuse	125 A
Maximum discharge current (8/20 µs)	40 kA
Installation type	Pre-mounted in the housing
Nominal discharge current (8/20 µs)	20 kA
Network form	DC
DC network form	yes
IT network form	no
Other network form	no
TN network form	no
TN-C network form	no
TN-C-S network form	no
TN-S network form	no
TT network form	no
Test class, type 2	yes
Protection rating	IP66
Protection level	≤4,0
Signalling on device	Visual
SPD to EN 61643-11	Type 2

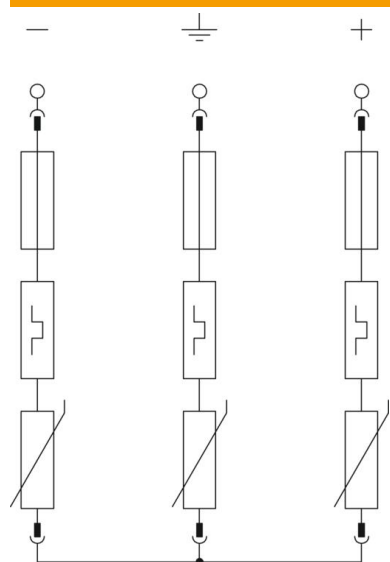
# Technical data sheet

PV system solution, type 2, for inverter with 1 MPP tracker,  
1,000 V DC

Item number: 5088593



## Technical data



SPD to IEC 61643-1

Cable type for surge protection devices

Class II

Power cable DC (PV)